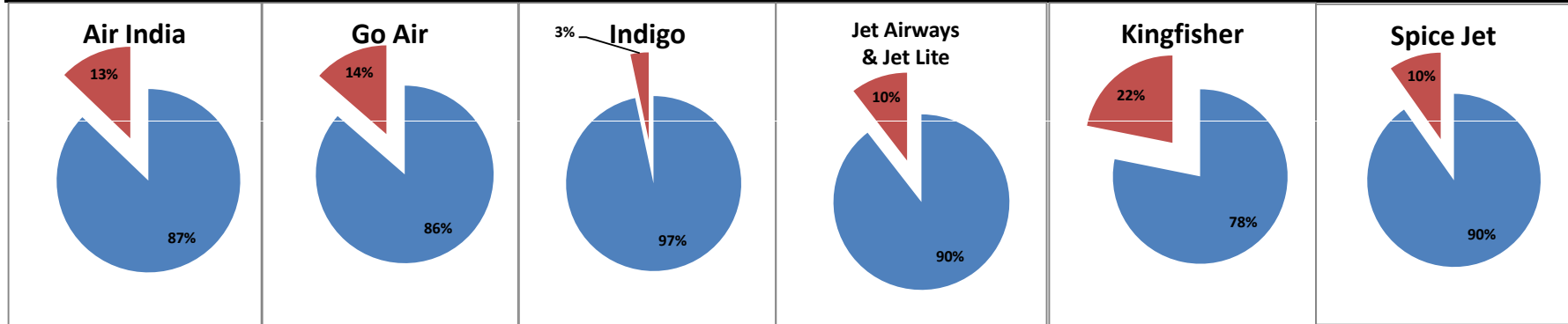


**Airport Name :- DELHI INTERNATIONAL AIRPORT PVT LIMITED. - Aug'12**

| Airline      | Total Departures | Flights ontime (STD +/- 15 Min) | Flights Delayed (STD +/- 15 Min) | % On time  | % delayed  | Airline   |   |  |                                     |                                       | Airport                                |                                  | Weather  |  | ATC                    | Miscellaneous |
|--------------|------------------|---------------------------------|----------------------------------|------------|------------|---|---|--|-------------------------------------|---------------------------------------|--|----------------------------------|--|--|------------------------|---------------|
|              |                  |                                 |                                  |            |            | Passenger & baggage handling (IATA CODES 11-18) | Aircraft & Ramp Handling (IATA CODES 31-39) | Technical, automated equipment failure(IATA CODES 41-48) | Operations , crew(IATA CODES 61-69) | Reactinary reasons (IATA CODES 91-97) | Airport Facilites (IATA CODES - 87,89) | Airport Security (IATA CODES 85) | Destination airport below minima (IATA CODES 72) | Departure aerodrome Below minima (IATA CODES 71) | ATFM(IATA CODES 81-84) | IATA CODE-99  |
| AI           | 1714             | 1494                            | 220                              | 87%        | 13%        | 4   | 7   | 22   | 81                                  | 95                                    | 1                                      | 0                                | 7  | 2  | 0                      | 1             |
| G8           | 727              | 628                             | 99                               | 86%        | 14%        | 0   | 0   | 1  | 46                                  | 33                                    | 0                                      | 0                                | 18   | 1  | 0                      | 0             |
| 6E           | 2001             | 1933                            | 68                               | 97%        | 3%         | 4   | 1   | 0  | 14                                  | 43                                    | 0                                      | 3                                | 0  | 2  | 0                      | 1             |
| 9W&S2        | 1729             | 1548                            | 181                              | 90%        | 10%        | 1   | 0   | 15   | 21                                  | 139                                   | 0                                      | 0                                | 2  | 0  | 1                      | 2             |
| IT           | 669              | 523                             | 146                              | 78%        | 22%        | 0   | 2   | 2  | 80                                  | 49                                    | 0                                      | 0                                | 10   | 1  | 1                      | 1             |
| SG           | 1307             | 1179                            | 128                              | 90%        | 10%        | 0   | 2   | 62   | 16                                  | 40                                    | 0                                      | 0                                | 2  | 5  | 0                      | 1             |
| <b>Total</b> | <b>8147</b>      | <b>7305</b>                     | <b>842</b>                       | <b>90%</b> | <b>10%</b> | <b>9</b>  | <b>12</b>                                   | <b>102</b>   | <b>258</b>                          | <b>399</b>                            | <b>1</b>                               | <b>3</b>                         | <b>39</b>  | <b>11</b>  | <b>2</b>               | <b>6</b>      |

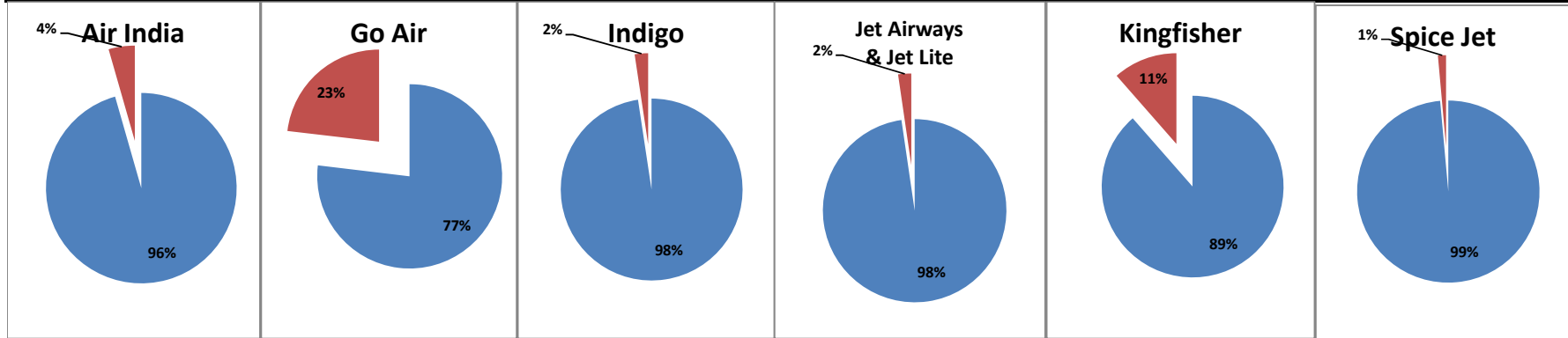


On time percentage

Delayed percentage

**Airport Name :- DELHI INTERNATIONAL AIRPORT PVT LIMITED. - Aug'12(Period :- 0300-0859)**

| Airline      | Total Departures | Flights ontime (STD +/- 15 Min) | Flights Delayed (STD +/- 15 Min) | % On time  | % delayed | Airline   |   |  |                                     |                                       | Airport                                |                                  | Weather  |  | ATC                    | Miscellaneous |
|--------------|------------------|---------------------------------|----------------------------------|------------|-----------|---|---|--|-------------------------------------|---------------------------------------|--|----------------------------------|--|--|------------------------|---------------|
|              |                  |                                 |                                  |            |           | Passenger & baggage handling (IATA CODES 11-18) | Aircraft & Ramp Handling (IATA CODES 31-39) | Technical, automated equipment failure(IATA CODES 41-48) | Operations , crew(IATA CODES 61-69) | Reactinary reasons (IATA CODES 91-97) | Airport Facilites (IATA CODES - 87,89) | Airport Security (IATA CODES 85) | Destination airport below minima (IATA CODES 72) | Departure aerodrome Below minima (IATA CODES 71) | ATFM(IATA CODES 81-84) | IATA CODE-99  |
| AI           | 474              | 453                             | 21                               | 96%        | 4%        | 0   | 1   | 6  | 9                                   | 4                                     | 0                                      | 0                                | 0  | 1  | 0                      | 0             |
| G8           | 238              | 183                             | 55                               | 77%        | 23%       | 0   | 0   | 1  | 30                                  | 7                                     | 0                                      | 0                                | 17   | 0  | 0                      | 0             |
| 6E           | 581              | 567                             | 14                               | 98%        | 2%        | 0   | 0   | 0  | 8                                   | 5                                     | 0                                      | 1                                | 0  | 0  | 0                      | 0             |
| 9W&S2        | 478              | 467                             | 11                               | 98%        | 2%        | 0   | 0   | 5  | 3                                   | 1                                     | 0                                      | 0                                | 2  | 0  | 0                      | 0             |
| IT           | 157              | 139                             | 18                               | 89%        | 11%       | 0   | 0   | 0  | 13                                  | 0                                     | 0                                      | 0                                | 3  | 1  | 0                      | 1             |
| SG           | 348              | 343                             | 5                                | 99%        | 1%        | 0   | 0   | 4  | 0                                   | 0                                     | 0                                      | 0                                | 0  | 1  | 0                      | 0             |
| <b>Total</b> | <b>2276</b>      | <b>2152</b>                     | <b>124</b>                       | <b>95%</b> | <b>5%</b> | <b>0</b>  | <b>1</b>                                    | <b>16</b>  | <b>63</b>                           | <b>17</b>                             | <b>0</b>                               | <b>1</b>                         | <b>22</b>  | <b>3</b>   | <b>0</b>               | <b>1</b>      |

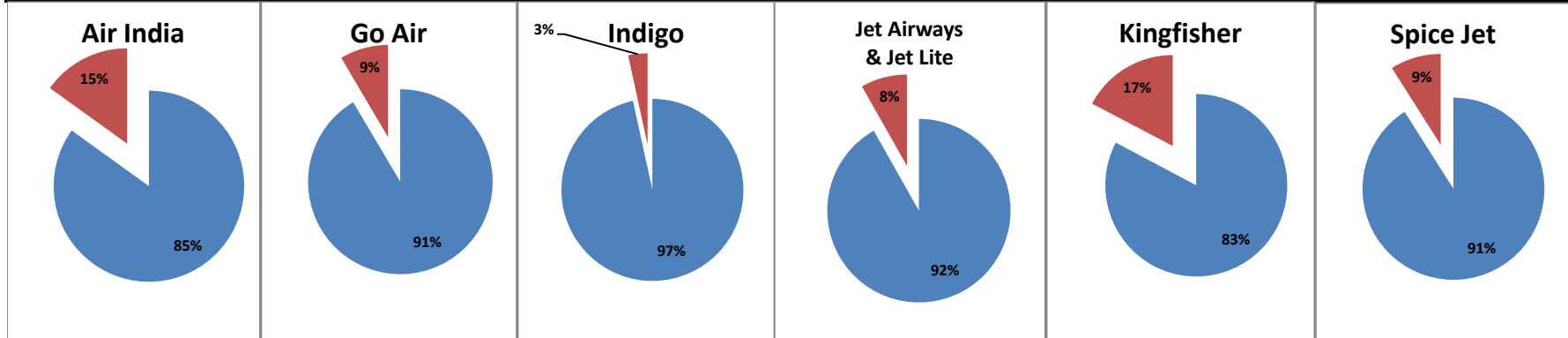


**On time percentage**

**Delayed percentage**

**Airport Name :- DELHI INTERNATIONAL AIRPORT PVT LIMITED. - Aug'12(Period :- 0900-1459)**

| Airline      | Total Departures | Flights ontime (STD +/- 15 Min) | Flights Delayed (STD +/- 15 Min) | % On time  | % delayed  | Airline   |   |  |                                     |                                       | Airport                                |                                  | Weather  |  | ATC                    | Miscellaneous |
|--------------|------------------|---------------------------------|----------------------------------|------------|------------|---|---|--|-------------------------------------|---------------------------------------|--|----------------------------------|--|--|------------------------|---------------|
|              |                  |                                 |                                  |            |            | Passenger & baggage handling (IATA CODES 11-18) | Aircraft & Ramp Handling (IATA CODES 31-39) | Technical, automated equipment failure(IATA CODES 41-48) | Operations , crew(IATA CODES 61-69) | Reactinary reasons (IATA CODES 91-97) | Airport Facilites (IATA CODES - 87,89) | Airport Security (IATA CODES 85) | Destination airport below minima (IATA CODES 72) | Departure aerodrome Below minima (IATA CODES 71) | ATFM(IATA CODES 81-84) | IATA CODE-99  |
| AI           | 710              | 603                             | 107                              | 85%        | 15%        | 3   | 5   | 7  | 34                                  | 48                                    | 1                                      | 0                                | 7  | 1  | 0                      | 1             |
| G8           | 223              | 204                             | 19                               | 91%        | 9%         | 0   | 0   | 0  | 7                                   | 12                                    | 0                                      | 0                                | 0  | 0  | 0                      | 0             |
| 6E           | 669              | 646                             | 23                               | 97%        | 3%         | 2   | 1   | 0  | 5                                   | 13                                    | 0                                      | 1                                | 0  | 1  | 0                      | 0             |
| 9W&S2        | 660              | 606                             | 54                               | 92%        | 8%         | 0   | 0   | 5  | 11                                  | 36                                    | 0                                      | 0                                | 0  | 0  | 0                      | 2             |
| IT           | 249              | 206                             | 43                               | 83%        | 17%        | 0   | 0   | 2  | 30                                  | 6                                     | 0                                      | 0                                | 5  | 0  | 0                      | 0             |
| SG           | 432              | 393                             | 39                               | 91%        | 9%         | 0   | 2   | 20   | 7                                   | 7                                     | 0                                      | 0                                | 2  | 0  | 0                      | 1             |
| <b>Total</b> | <b>2943</b>      | <b>2658</b>                     | <b>285</b>                       | <b>90%</b> | <b>10%</b> | <b>5</b>  | <b>8</b>                                    | <b>34</b>  | <b>94</b>                           | <b>122</b>                            | <b>1</b>                               | <b>1</b>                         | <b>14</b>  | <b>2</b>   | <b>0</b>               | <b>4</b>      |

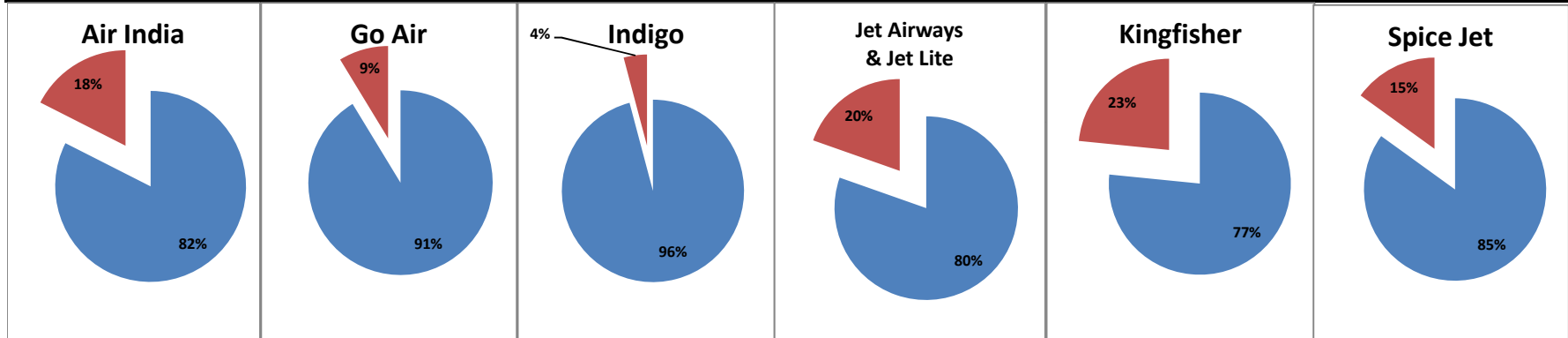


**On time percentage**

**Delayed percentage**

**Airport Name :- DELHI INTERNATIONAL AIRPORT PVT LIMITED. - Aug'12(Period :- 1500-2059)**

| Airline      | Total Departures | Flights ontime (STD +/- 15 Min) | Flights Delayed (STD +/- 15 Min) | % On time  | % delayed  | Airline   |   |  |                                     |                                       | Airport                                |                                  | Weather  |  | ATC                    | Miscellaneous |
|--------------|------------------|---------------------------------|----------------------------------|------------|------------|---|---|--|-------------------------------------|---------------------------------------|--|----------------------------------|--|--|------------------------|---------------|
|              |                  |                                 |                                  |            |            | Passenger & baggage handling (IATA CODES 11-18) | Aircraft & Ramp Handling (IATA CODES 31-39) | Technical, automated equipment failure(IATA CODES 41-48) | Operations , crew(IATA CODES 61-69) | Reactinary reasons (IATA CODES 91-97) | Airport Facilites (IATA CODES - 87,89) | Airport Security (IATA CODES 85) | Destination airport below minima (IATA CODES 72) | Departure aerodrome Below minima (IATA CODES 71) | ATFM(IATA CODES 81-84) | IATA CODE-99  |
| AI           | 496              | 409                             | 87                               | 82%        | 18%        | 1   | 1   | 8  | 35                                  | 42                                    | 0                                      | 0                                | 0  | 0  | 0                      | 0             |
| G8           | 241              | 220                             | 21                               | 91%        | 9%         | 0   | 0   | 0  | 9                                   | 10                                    | 0                                      | 0                                | 1  | 1  | 0                      | 0             |
| 6E           | 750              | 719                             | 31                               | 96%        | 4%         | 2   | 0   | 0  | 1                                   | 25                                    | 0                                      | 1                                | 0  | 1  | 0                      | 1             |
| 9W&S2        | 591              | 475                             | 116                              | 80%        | 20%        | 1   | 0   | 5  | 7                                   | 102                                   | 0                                      | 0                                | 0  | 0  | 1                      | 0             |
| IT           | 205              | 157                             | 48                               | 77%        | 23%        | 0   | 2   | 0  | 17                                  | 26                                    | 0                                      | 0                                | 2  | 0  | 1                      | 0             |
| SG           | 499              | 424                             | 75                               | 85%        | 15%        | 0   | 0   | 30   | 9                                   | 32                                    | 0                                      | 0                                | 0  | 4  | 0                      | 0             |
| <b>Total</b> | <b>2782</b>      | <b>2404</b>                     | <b>378</b>                       | <b>86%</b> | <b>14%</b> | <b>4</b>  | <b>3</b>                                    | <b>43</b>  | <b>78</b>                           | <b>237</b>                            | <b>0</b>                               | <b>1</b>                         | <b>3</b>   | <b>6</b>   | <b>2</b>               | <b>1</b>      |

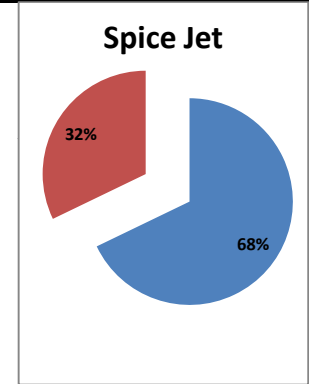
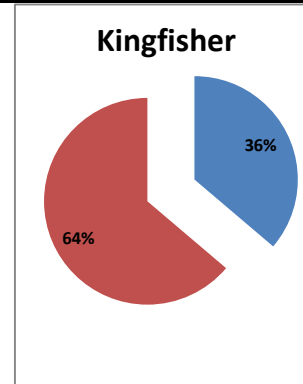
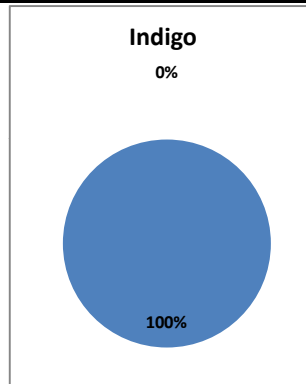
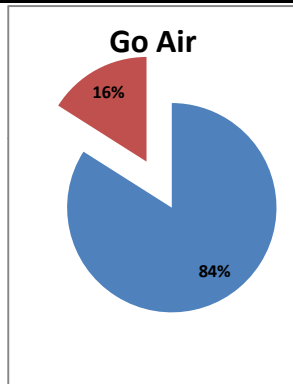
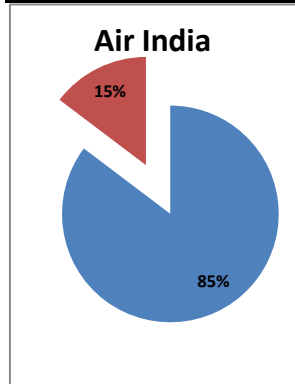


**On time percentage**

**Delayed percentage**

**Airport Name :- DELHI INTERNATIONAL AIRPORT PVT LIMITED. - Aug'12(Period :- 2100-0259)**

| Airline      | Total Departures | Flights ontime (STD +/- 15 Min) | Flights Delayed (STD +/- 15 Min) | % On time  | % delayed  | Airline   |   |  |                                     |                                       | Airport                                |                                  | Weather  |  | ATC                    | Miscellaneous |
|--------------|------------------|---------------------------------|----------------------------------|------------|------------|---|---|--|-------------------------------------|---------------------------------------|--|----------------------------------|--|--|------------------------|---------------|
|              |                  |                                 |                                  |            |            | Passenger & baggage handling (IATA CODES 11-18) | Aircraft & Ramp Handling (IATA CODES 31-39) | Technical, automated equipment failure(IATA CODES 41-48) | Operations , crew(IATA CODES 61-69) | Reactinary reasons (IATA CODES 91-97) | Airport Facilites (IATA CODES - 87,89) | Airport Security (IATA CODES 85) | Destination airport below minima (IATA CODES 72) | Departure aerodrome Below minima (IATA CODES 71) | ATFM(IATA CODES 81-84) | IATA CODE-99  |
| AI           | 34               | 29                              | 5                                | 85%        | 15%        | 0   | 0   | 1  | 3                                   | 1                                     | 0                                      | 0                                | 0  | 0  | 0                      | 0             |
| G8           | 25               | 21                              | 4                                | 84%        | 16%        | 0   | 0   | 0  | 0                                   | 4                                     | 0                                      | 0                                | 0  | 0  | 0                      | 0             |
| 6E           | 1                | 1                               | 0                                | 100%       | 0%         | 0   | 0   | 0  | 0                                   | 0                                     | 0                                      | 0                                | 0  | 0  | 0                      | 0             |
| 9W&S2        | 0                | 0                               | 0                                | 0%         | 0%         | 0   | 0   | 0  | 0                                   | 0                                     | 0                                      | 0                                | 0  | 0  | 0                      | 0             |
| IT           | 58               | 21                              | 37                               | 36%        | 64%        | 0   | 0   | 0  | 20                                  | 17                                    | 0                                      | 0                                | 0  | 0  | 0                      | 0             |
| SG           | 28               | 19                              | 9                                | 68%        | 32%        | 0   | 0   | 8  | 0                                   | 1                                     | 0                                      | 0                                | 0  | 0  | 0                      | 0             |
| <b>Total</b> | <b>146</b>       | <b>91</b>                       | <b>55</b>                        | <b>62%</b> | <b>38%</b> | <b>0</b>  | <b>0</b>                                    | <b>9</b>   | <b>23</b>                           | <b>23</b>                             | <b>0</b>                               | <b>0</b>                         | <b>0</b>   | <b>0</b>   | <b>0</b>               | <b>0</b>      |



**On time percentage**

**Delayed percentage**