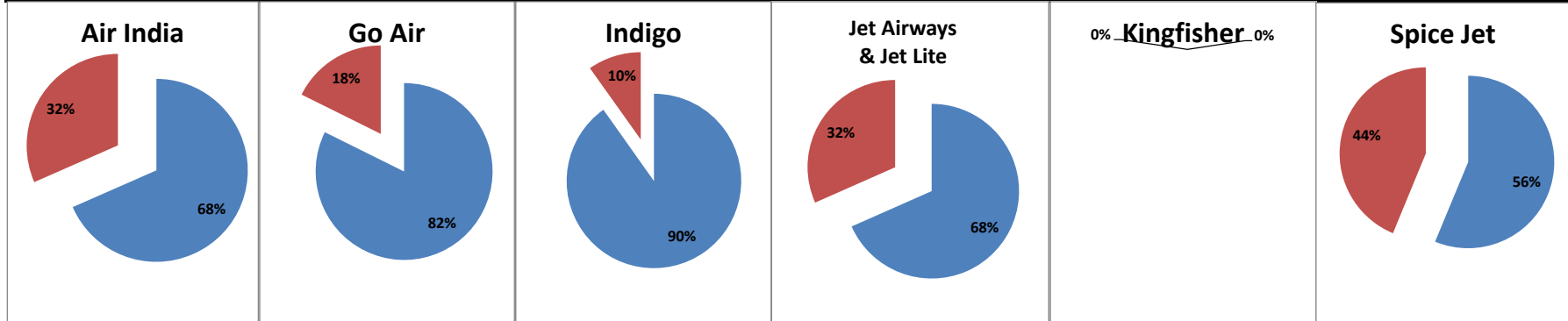


**Airport Name :- DELHI INTERNATIONAL AIRPORT PVT LIMITED. - Feb'13**

Airline	Total Departures	Flights ontime (STD +/- 15 Min)	Flights Delayed (STD +/- 15 Min)	% On time	% delayed	Airline					Airport		Weather		ATC	Miscellaneous
						Passenger & baggage handling (IATA CODES 11-18)	Aircraft & Ramp Handling (IATA CODES 31-39)	Technical, automated equipment failure(IATA CODES 41-48)	Operations , crew(IATA CODES 61-69)	Reactionary reasons (IATA CODES 91-97)	Airport Facilites (IATA CODES - 87,89)	Airport Security (IATA CODES 85)	Destination airport below minima (IATA CODES 72)	Departure aerodrome Below minima (IATA CODES 71)	ATFM(IATA CODES 81-84)	IATA CODE-99
AI	1649	1128	521	68%	32%	10	0	34	186	224	0	0	33	26	6	2
G8	640	527	113	82%	18%	0	0	1	23	69	0	0	7	9	4	0
6E	1807	1629	178	90%	10%	5	0	0	25	97	1	2	12	23	10	3
9W&S2	1746	1194	552	68%	32%	0	0	7	78	381	1	0	39	39	6	1
IT	0	0	0	0%	0%	0	0	0	0	0	0	0	0	0	0	0
SG	1550	872	678	56%	44%	2	0	161	117	290	2	1	43	54	5	3
<b>Total</b>	<b>7392</b>	<b>5350</b>	<b>2042</b>	<b>72%</b>	<b>28%</b>	<b>17</b>	<b>0</b>	<b>203</b>	<b>429</b>	<b>1061</b>	<b>4</b>	<b>3</b>	<b>134</b>	<b>151</b>	<b>31</b>	<b>9</b>

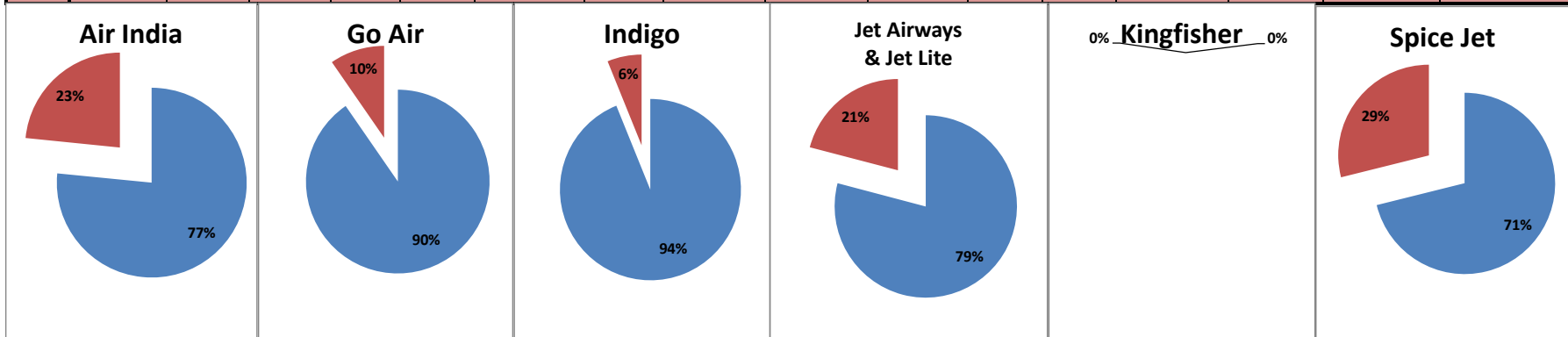


On time percentage

Delayed percentage

**Airport Name :- DELHI INTERNATIONAL AIRPORT PVT LIMITED. - Feb'13(Period :- 0300-0859)**

Airline	Total Departures	Flights ontime (STD +/- 15 Min)	Flights Delayed (STD +/- 15 Min)	% On time	% delayed	Airline					Airport		Weather		ATC	Miscellaneous
						Passenger & baggage handling (IATA CODES 11-18)	Aircraft & Ramp Handling (IATA CODES 31-39)	Technical, automated equipment failure(IATA CODES 41-48)	Operations , crew(IATA CODES 61-69)	Reactionary reasons (IATA CODES 91-97)	Airport Facilites (IATA CODES - 87,89)	Airport Security (IATA CODES 85)	Destination airport below minima (IATA CODES 72)	Departure aerodrome Below minima (IATA CODES 71)	ATFM(IATA CODES 81-84)	IATA CODE-99
AI	444	340	104	77%	23%	2	0	9	49	2	0	0	22	20	0	0
G8	187	169	18	90%	10%	0	0	1	5	1	0	0	4	7	0	0
6E	520	488	32	94%	6%	0	0	0	1	0	0	0	8	20	2	1
9W&S2	435	344	91	79%	21%	0	0	2	20	21	0	0	25	22	0	1
IT	0	0	0	0%	0%	0	0	0	0	0	0	0	0	0	0	0
SG	464	330	134	71%	29%	1	0	21	12	7	2	0	37	52	0	2
<b>Total</b>	<b>2050</b>	<b>1671</b>	<b>379</b>	<b>82%</b>	<b>18%</b>	<b>3</b>	<b>0</b>	<b>33</b>	<b>87</b>	<b>31</b>	<b>2</b>	<b>0</b>	<b>96</b>	<b>121</b>	<b>2</b>	<b>4</b>

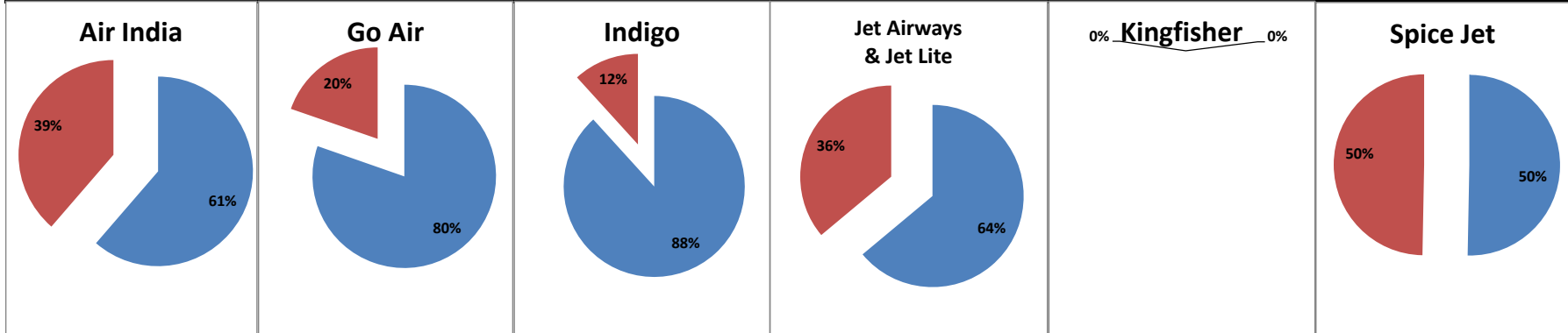


**On time percentage**

**Delayed percentage**

**Airport Name :- DELHI INTERNATIONAL AIRPORT PVT LIMITED. - Feb'13(Period :- 0900-1459)**

Airline	Total Departures	Flights ontime (STD +/- 15 Min)	Flights Delayed (STD +/- 15 Min)	% On time	% delayed	Airline					Airport		Weather		ATC	Miscellaneous
						Passenger & baggage handling (IATA CODES 11-18)	Aircraft & Ramp Handling (IATA CODES 31-39)	Technical, automated equipment failure(IATA CODES 41-48)	Operations , crew(IATA CODES 61-69)	Reactionary reasons (IATA CODES 91-97)	Airport Facilites (IATA CODES - 87,89)	Airport Security (IATA CODES 85)	Destination airport below minima (IATA CODES 72)	Departure aerodrome Below minima (IATA CODES 71)	ATFM(IATA CODES 81-84)	IATA CODE-99
AI	652	400	252	61%	39%	8	0	12	90	117	0	0	11	6	6	2
G8	239	192	47	80%	20%	0	0	0	11	27	0	0	3	2	4	0
6E	622	549	73	88%	12%	2	0	0	15	38	1	1	4	3	8	1
9W&S2	701	448	253	64%	36%	0	0	4	36	177	1	0	13	16	6	0
IT	0	0	0	0%	0%	0	0	0	0	0	0	0	0	0	0	0
SG	521	262	259	50%	50%	1	0	69	51	124	0	1	6	2	5	0
<b>Total</b>	<b>2735</b>	<b>1851</b>	<b>884</b>	<b>68%</b>	<b>32%</b>	<b>11</b>	<b>0</b>	<b>85</b>	<b>203</b>	<b>483</b>	<b>2</b>	<b>2</b>	<b>37</b>	<b>29</b>	<b>29</b>	<b>3</b>

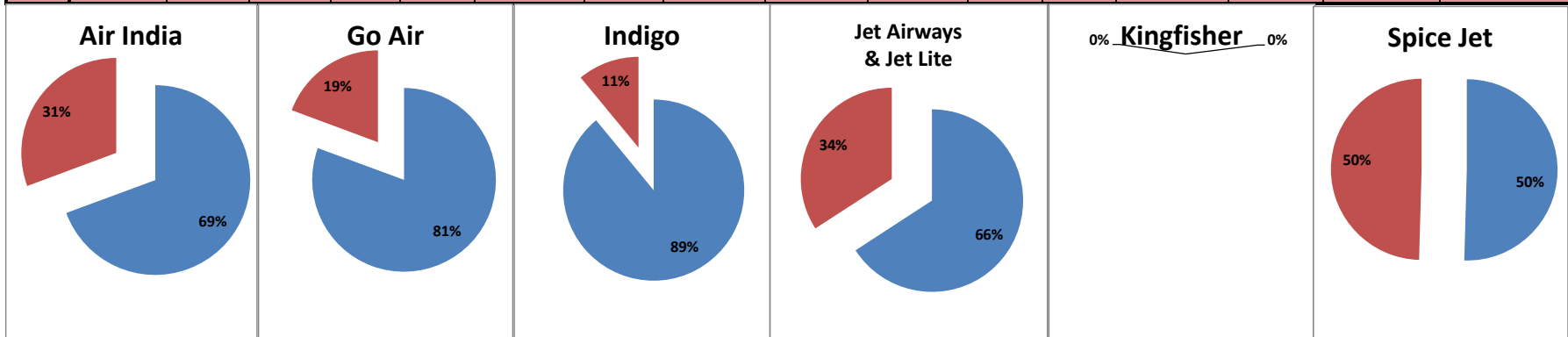


**On time percentage**

**Delayed percentage**

**Airport Name :- DELHI INTERNATIONAL AIRPORT PVT LIMITED. - Feb'13(Period :- 1500-2059)**

Airline	Total Departures	Flights ontime (STD +/- 15 Min)	Flights Delayed (STD +/- 15 Min)	% On time	% delayed	Airline					Airport		Weather		ATC	Miscellaneous
						Passenger & baggage handling (IATA CODES 11-18)	Aircraft & Ramp Handling (IATA CODES 31-39)	Technical, automated equipment failure(IATA CODES 41-48)	Operations , crew(IATA CODES 61-69)	Reactionary reasons (IATA CODES 91-97)	Airport Facilites (IATA CODES - 87,89)	Airport Security (IATA CODES 85)	Destination airport below minima (IATA CODES 72)	Departure aerodrome Below minima (IATA CODES 71)	ATFM(IATA CODES 81-84)	IATA CODE-99
AI	525	364	161	69%	31%	0	0	12	46	103	0	0	0	0	0	0
G8	186	150	36	81%	19%	0	0	0	6	30	0	0	0	0	0	0
6E	665	592	73	89%	11%	3	0	0	9	59	0	1	0	0	0	1
9W&S2	609	401	208	66%	34%	0	0	1	22	183	0	0	1	1	0	0
IT	0	0	0	0%	0%	0	0	0	0	0	0	0	0	0	0	0
SG	537	271	266	50%	50%	0	0	68	51	146	0	0	0	0	0	1
<b>Total</b>	<b>2522</b>	<b>1778</b>	<b>744</b>	<b>70%</b>	<b>30%</b>	<b>3</b>	<b>0</b>	<b>81</b>	<b>134</b>	<b>521</b>	<b>0</b>	<b>1</b>	<b>1</b>	<b>1</b>	<b>0</b>	<b>2</b>

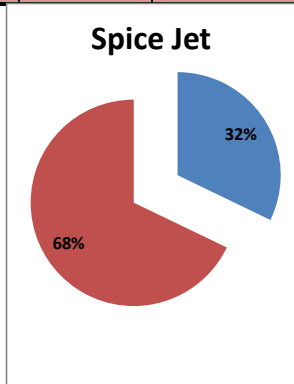
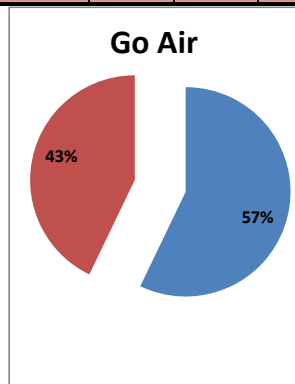
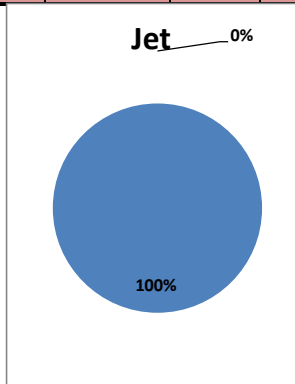
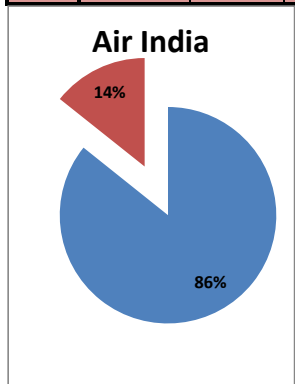


**On time percentage**

**Delayed percentage**

**Airport Name :- DELHI INTERNATIONAL AIRPORT PVT LIMITED. - Feb'13(Period :- 2100-0259)**

Airline	Total Departures	Flights ontime (STD +/- 15 Min)	Flights Delayed (STD +/- 15 Min)	% On time	% delayed	Airline					Airport		Weather		ATC	Miscellaneous
						Passenger & baggage handling (IATA CODES 11-18)	Aircraft & Ramp Handling (IATA CODES 31-39)	Technical, automated equipment failure(IATA CODES 41-48)	Operations , crew(IATA CODES 61-69)	Reactionary reasons (IATA CODES 91-97)	Airport Facilites (IATA CODES - 87,89)	Airport Security (IATA CODES 85)	Destination airport below minima (IATA CODES 72)	Departure aerodrome Below minima (IATA CODES 71)	ATFM(IATA CODES 81-84)	IATA CODE-99
AI	28	24	4	86%	14%	0	0	1	1	2	0	0	0	0	0	0
G8	28	16	12	57%	43%	0	0	0	1	11	0	0	0	0	0	0
6E	0	0	0	0%	0%	0	0	0	0	0	0	0	0	0	0	0
9W&S2	1	1	0	100%	0%	0	0	0	0	0	0	0	0	0	0	0
IT	0	0	0	0%	0%	0	0	0	0	0	0	0	0	0	0	0
SG	28	9	19	32%	68%	0	0	3	3	13	0	0	0	0	0	0
<b>Total</b>	<b>85</b>	<b>50</b>	<b>35</b>	<b>59%</b>	<b>41%</b>	<b>0</b>	<b>0</b>	<b>4</b>	<b>5</b>	<b>26</b>	<b>0</b>	<b>0</b>	<b>0</b>	<b>0</b>	<b>0</b>	<b>0</b>



**On time percentage**

**Delayed percentage**